

# Energy Performance Certificate

28, Dunbar Road, LEICESTER, LE4 9JL

**Dwelling type:** End-terrace house  
**Date of assessment:** 30 November 2012  
**Date of certificate:** 30 November 2012

**Reference number:** 9507-2830-7490-9572-2761  
**Type of assessment:** RdSAP, existing dwelling  
**Total floor area:** 72 m<sup>2</sup>

## Use this document to:

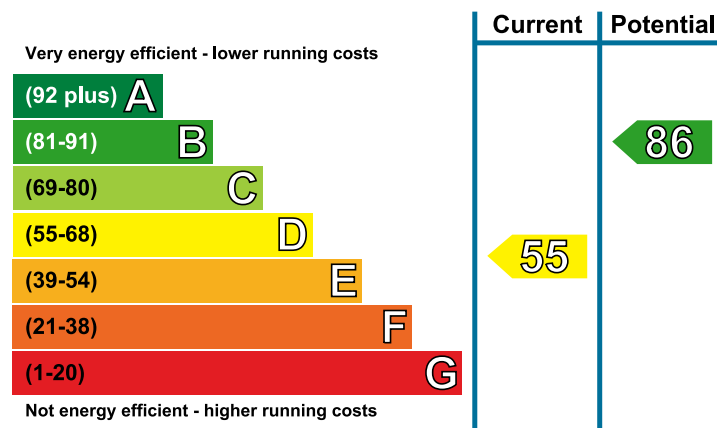
- Compare current ratings of properties to see which properties are more energy efficient
- Find out how you can save energy and money by installing improvement measures

|  |                |
|--|----------------|
| <b>Estimated energy costs of dwelling for 3 years:</b> | <b>£ 2,580</b> |
| <b>Over 3 years you could save</b>                     | <b>£ 1,107</b> |

| Estimated energy costs of this home |                      |                      |                          |
|-------------------------------------|----------------------|----------------------|--------------------------|
|                                     | Current costs        | Potential costs      | Potential future savings |
| Lighting                            | £ 192 over 3 years   | £ 123 over 3 years   |                          |
| Heating                             | £ 2,136 over 3 years | £ 1,170 over 3 years |                          |
| Hot Water                           | £ 252 over 3 years   | £ 180 over 3 years   |                          |
| <b>Totals</b>                       | <b>£ 2,580</b>       | <b>£ 1,473</b>       |                          |

These figures show how much the average household would spend in this property for heating, lighting and hot water and is not based on energy used by individual households. This excludes energy use for running appliances like TVs, computers and cookers, and electricity generated by microgeneration.

## Energy Efficiency Rating



The graph shows the current energy efficiency of your home.

The higher the rating the lower your fuel bills are likely to be.

The potential rating shows the effect of undertaking the recommendations on page 3.

The average energy efficiency rating for a dwelling in England and Wales is band D (rating 60).

The EPC rating shown here is based on standard assumptions about occupancy and energy use and may not reflect how energy is consumed by individual occupants.

## Top actions you can take to save money and make your home more efficient

| Recommended measures                        | Indicative cost  | Typical savings over 3 years | Available with Green Deal |
|---|------------------|------------------------------|---------------------------|
| 1 Internal or external wall insulation      | £4,000 - £14,000 | £ 753                        |                           |
| 2 Floor Insulation                          | £800 - £1,200    | £ 147                        |                           |
| 3 Low energy lighting for all fixed outlets | £25              | £ 60                         |                           |

See page 3 for a full list of recommendations for this property.

To find out more about the recommended measures and other actions you could take today to save money, visit [www.gov.uk/energy-grants-calculator](http://www.gov.uk/energy-grants-calculator) or call **0300 123 1234** (standard national rate). The Green Deal may enable you to make your home warmer and cheaper to run.

## Summary of this home's energy performance related features

| Element               | Description                                    | Energy Efficiency |
|-----------------------|--|-------------------|
| Walls                 | Solid brick, as built, no insulation (assumed) | ★☆☆☆☆             |
| Roof                  | Pitched, 200 mm loft insulation                | ★★★★☆             |
| Floor                 | Solid, no insulation (assumed)                 | —                 |
| Windows               | Partial double glazing                         | ★★☆☆☆             |
| Main heating          | Boiler and radiators, mains gas                | ★★★★☆             |
| Main heating controls | Programmer and room thermostat                 | ★★★☆☆             |
| Secondary heating     | None   | —                 |
| Hot water             | From main system                               | ★★★★☆             |
| Lighting              | Low energy lighting in 44% of fixed outlets    | ★★★☆☆             |

Current primary energy use per square metre of floor area: 300 kWh/m<sup>2</sup> per year

The assessment does not take into consideration the physical condition of any element. 'Assumed' means that the insulation could not be inspected and an assumption has been made in the methodology based on age and type of construction.

## Low and zero carbon energy sources

Low and zero carbon energy sources are sources of energy that release either very little or no carbon dioxide into the atmosphere when they are used. Installing these sources may help reduce energy bills as well as cutting carbon. There are none provided for this home.

## Your home's heat demand

For most homes, the vast majority of energy costs derive from heating the home. Where applicable, this table shows the energy that could be saved in this property by insulating the loft and walls, based on typical energy use (shown within brackets as it is a reduction in energy use).












| Heat demand                  | Existing dwelling | Impact of loft insulation | Impact of cavity wall insulation | Impact of solid wall insulation |
|------------------------------|-------------------|---------------------------|----------------------------------|---------------------------------|
| Space heating (kWh per year) | 14,436            | N/A                       | N/A                              | (6,366)                         |
| Water heating (kWh per year) | 2,028             |                           |                                  |                                 |

You could receive Renewable Heat Incentive (RHI) payments and help reduce carbon emissions by replacing your existing heating system with one that generates renewable heat, subject to meeting minimum energy efficiency requirements. The estimated energy required for space and water heating will form the basis of the payments. For more information, search for the domestic RHI on the [www.gov.uk](http://www.gov.uk) website.

## Recommendations

The measures below will improve the energy performance of your dwelling. The performance ratings after improvements listed below are cumulative; that is, they assume the improvements have been installed in the order that they appear in the table. Further information about the recommended measures and other simple actions you could take today to save money is available at [www.gov.uk/energy-grants-calculator](http://www.gov.uk/energy-grants-calculator). Before installing measures, you should make sure you have secured the appropriate permissions, where necessary. Such permissions might include permission from your landlord (if you are a tenant) or approval under Building Regulations for certain types of work.

Measures with a green tick  may be supported through the Green Deal finance. If you want to take up measures with an orange tick  through Green Deal finance, be aware you may need to contribute some payment up-front.

| Recommended measures   | Indicative cost  | Typical savings per year | Rating after improvement  | Green Deal finance  |
|--|------------------|--------------------------|---|---|
| Internal or external wall insulation                           | £4,000 - £14,000 | £ 251                    |  C69   |    |
| Floor Insulation   | £800 - £1,200    | £ 49                     |  C71   |    |
| Low energy lighting for all fixed outlets                      | £25              | £ 20                     |  C72   |   |
| Solar water heating  | £4,000 - £6,000  | £ 25                     |  C73  |   |
| Replace single glazed windows with low-E double glazed windows | £3,300 - £6,500  | £ 25                     |  C75 |  |
| Solar photovoltaic panels, 2.5 kWp                             | £9,000 - £14,000 | £ 222                    |  B86 |  |

## Opportunity to benefit from a Green Deal on this property

Green Deal Finance allows you to pay for some of the cost of your improvements in instalments under a Green Deal Plan (note that this is a credit agreement, but with instalments being added to the electricity bill for the property). The availability of a Green Deal Plan will depend upon your financial circumstances. There is a limit to how much Green Deal Finance can be used, which is determined by how much energy the improvements are estimated to **save** for a 'typical household'.

You may be able to obtain support towards repairs or replacements of heating systems and/or basic insulation measures, if you are in receipt of qualifying benefits or tax credits. To learn more about this scheme and the rules about eligibility, call the Energy Saving Advice Service on **0300 123 1234** for England and Wales.

## About this document and the data in it

This document has been produced following an energy assessment undertaken by a qualified Energy Assessor, accredited by Elmhurst Energy Systems Ltd. You can obtain contact details of the Accreditation Scheme at [www.elmhurstenergy.co.uk](http://www.elmhurstenergy.co.uk).

A copy of this certificate has been lodged on a national register as a requirement under the Energy Performance of Buildings Regulations 2012 as amended. It will be made available via the online search function at [www.epcregister.com](http://www.epcregister.com). The certificate (including the building address) and other data about the building collected during the energy assessment but not shown on the certificate, for instance heating system data, will be made publicly available at [www.opendatacommunities.org](http://www.opendatacommunities.org).

This certificate and other data about the building may be shared with other bodies (including government departments and enforcement agencies) for research, statistical and enforcement purposes. For further information about how data about the property are used, please visit [www.epcregister.com](http://www.epcregister.com). To opt out of having information about your building made publicly available, please visit [www.epcregister.com/optout](http://www.epcregister.com/optout).

**Assessor's accreditation number:** EES/005863  
**Assessor's name:** Mr. Mark Wells  
**Phone number:** 0116 288 7300  
**E-mail address:** [markwells18@btinternet.com](mailto:markwells18@btinternet.com)  
**Related party disclosure:** No related party

There is more information in the guidance document *Energy Performance Certificates for the marketing, sale and let of dwellings* available on the Government website at: [www.gov.uk/government/collections/energy-performance-certificates](http://www.gov.uk/government/collections/energy-performance-certificates). It explains the content and use of this document, advises on how to identify the authenticity of a certificate and how to make a complaint.

## About the impact of buildings on the environment

One of the biggest contributors to global warming is carbon dioxide. The energy we use for heating, lighting and power in homes produces over a quarter of the UK's carbon dioxide emissions.

The average household causes about 6 tonnes of carbon dioxide every year. Based on this assessment, your home currently produces approximately 4.1 tonnes of carbon dioxide every year. Adopting the recommendations in this report can reduce emissions and protect the environment. If you were to install these recommendations you could reduce this amount by 3.0 tonnes per year. You could reduce emissions even more by switching to renewable energy sources.

The environmental impact rating is a measure of a home's impact on the environment in terms of carbon dioxide (CO<sub>2</sub>) emissions based on standardised assumptions about occupancy and energy use. The higher the rating the less impact it has on the environment.

Current rating 52

